



PORTFOLIO



Red Door is a Victoria based business that specializes in the design and creation of custom tailored landscapes. We provide tastefully distinguished solutions that place emphasis on detail, quality and character.



DESIGN



STONE



PLANT



WATER



WOOD



Design

Red Door designs personalized landscapes through collaboration with clients offering them a greater sense of ownership over the end results. Our designs span the range of classic to contemporary pushing the limits in originality and ingenuity. While keeping results tasteful and within context, we add details of interest that give a landscape character and distinction.









Stone

Stone features are the bones of the garden. Stone is unmatched in its ability to add structure, mass and definition to the landscape. Whether natural stone, paving stones, building block or concrete, we focus on tastefully defining the landscape through the use of stone.









Plant

Plants are the softer elements of a garden that work to balance its other aspects. Foliage and flowers first come to mind when one considers a garden. However, if a garden lacks structure and function it cannot be elevated beyond a mere collection of plants. Proper plant combinations provide variety, colour and character when they are effectively designed in harmony with other landscape elements such as water and stone.











Water

Water adds animated character to any landscape. In nature we are drawn to water and in the built landscapes it's no different. The playfulness, sound and structure of the feature itself cause water to become an instant focal point in any garden. Red Door specializes in the design and build of water features ranging from naturalized ponds and waterfalls to more contemporary and artistically built structures.








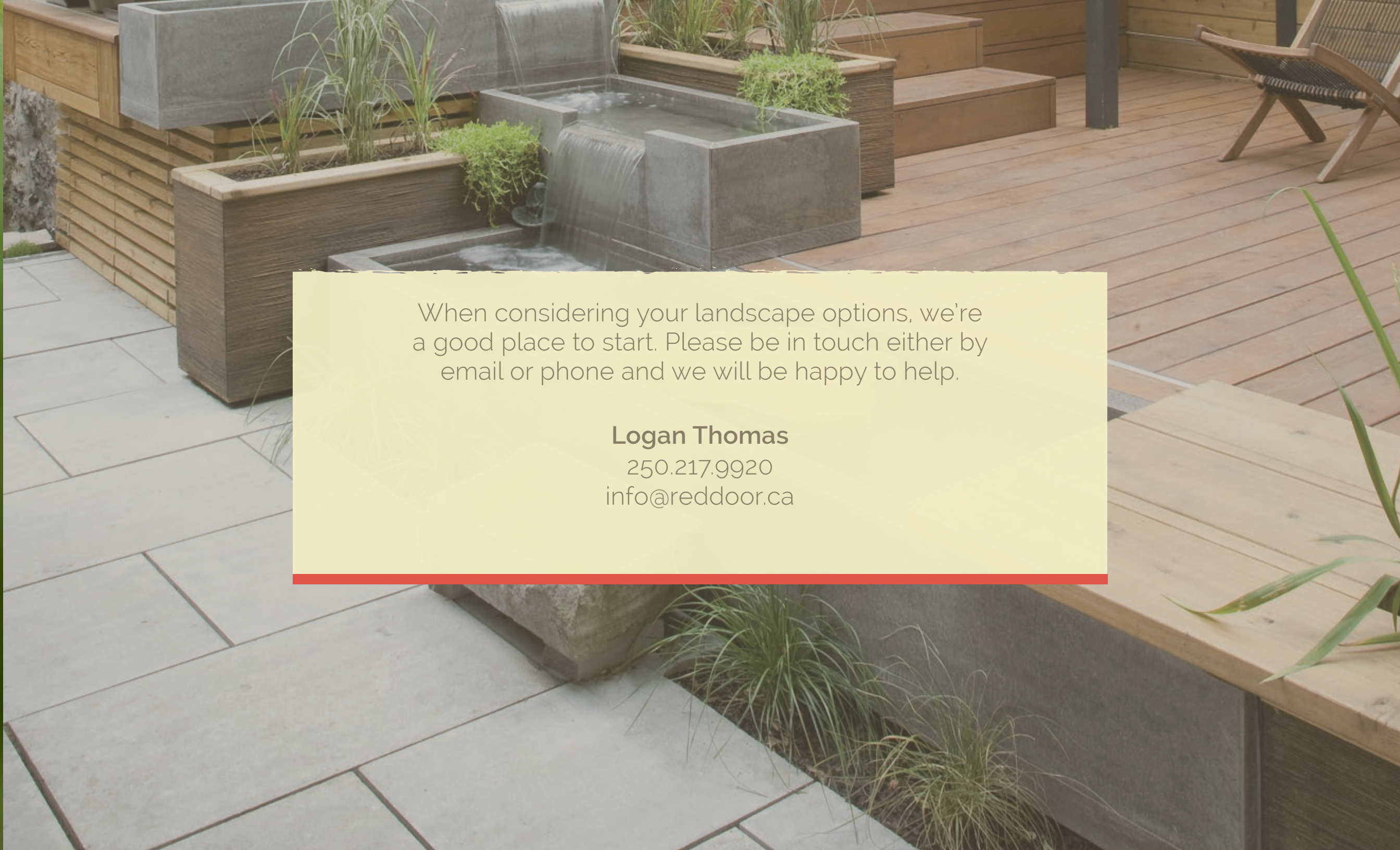


Wood

Garden structures made of wood add an essential element of architecture to any landscape. The use of wood provides an interesting duality in that it contrasts against the vegetation yet by its nature it's inherently linked to the surrounding plant material. When successfully designed into the landscape it adds eye-catching craftsmanship while also blending in with the surroundings.







When considering your landscape options, we're a good place to start. Please be in touch either by email or phone and we will be happy to help.

Logan Thomas

250.217.9920

info@reddoor.ca

